



# District Report

---

August 25, 2025  
Joint Assembly/Board Committee Meeting

# Smooth School Start-up



- Routes are running with planned reductions - timing continues to improve after the first day.
- School nutrition services operating smoothly - 7 CEP Schools were reduced for FY 2026
- New school communication tool is working well.
- All classroom teacher positions are filled.



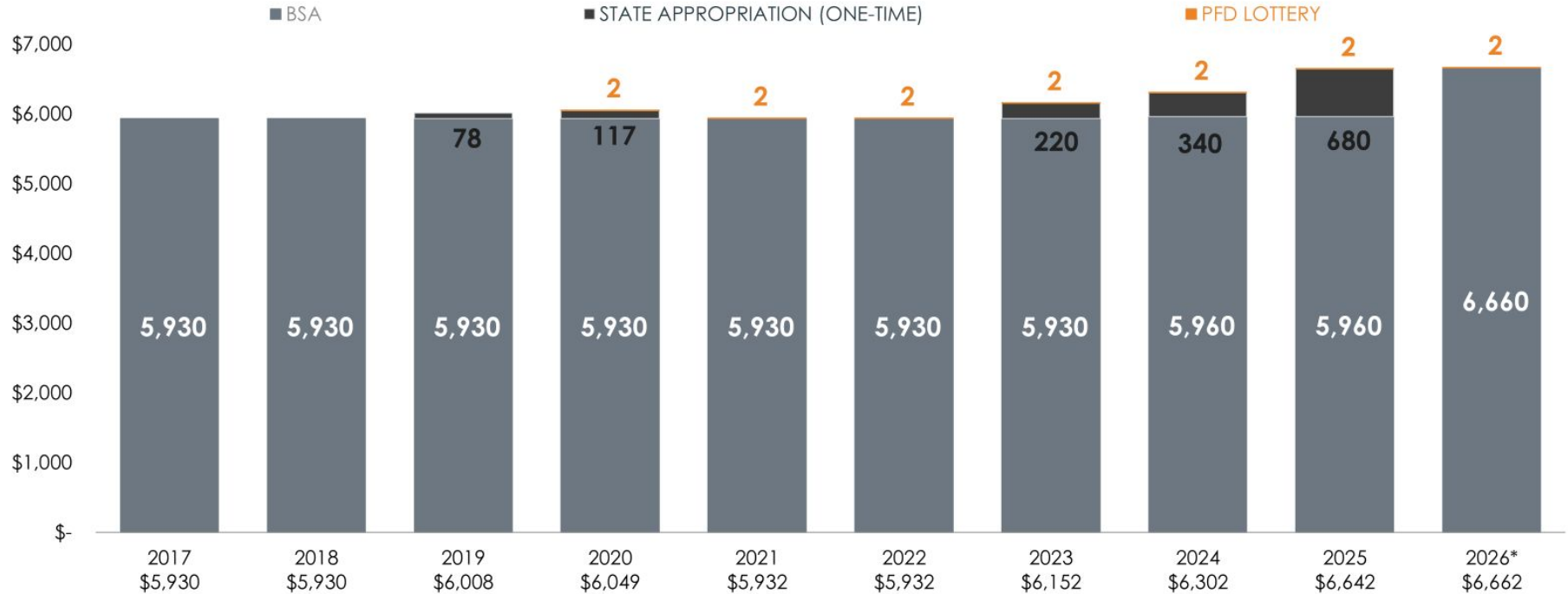
# Veto Override: Update for MSBSD



- **Veto override essentially equates to nearly flat funding from the State - about a .3% increase**
- **Flat funding still requires cuts due to inflation**
  - 159 positions eliminated across all employee groups
  - 15%-18% budget reductions across all departments and schools
- **Veto would have resulted in \$7.1 million additional cuts**
  - Some of those cuts were implemented already AND are being retained. Examples include:
    - **Bus Routes Reduced**
      - Transportation is currently operating at a deficit
    - **Health Savings realized but to be determined.**
      - Currently the budget relies on one-time dollars
    - **Contracted services**
      - Enrollment is uncertain and drives revenue




# STATE FUNDING PER AADM

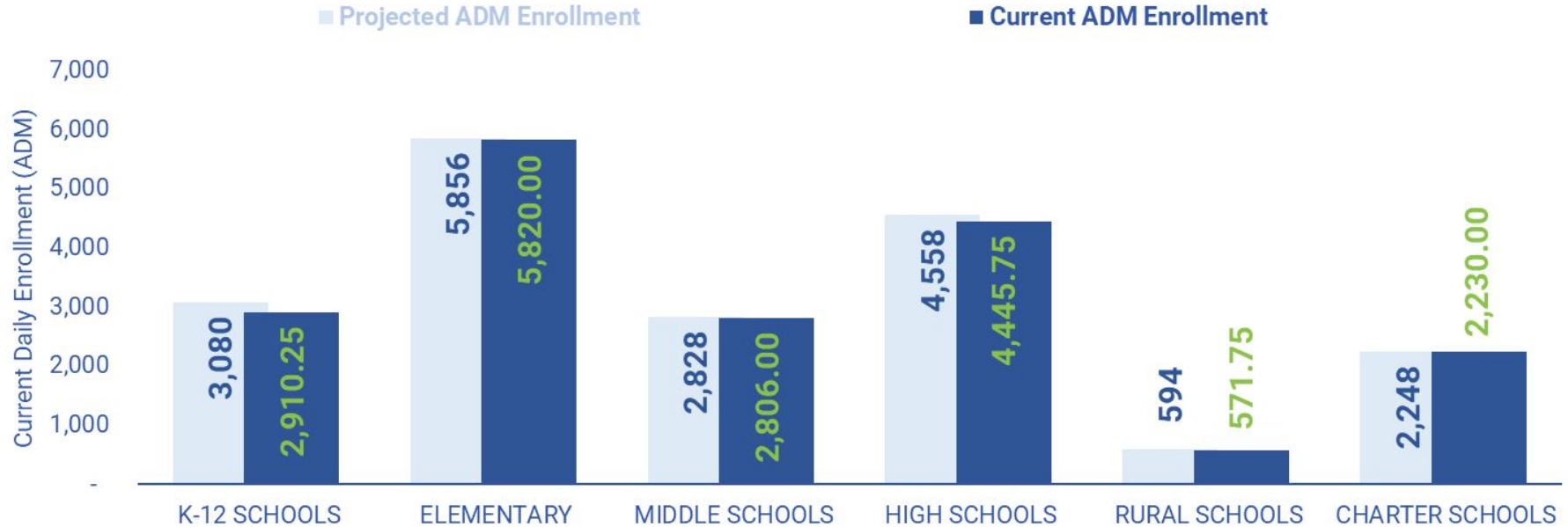


\*PROJECTED

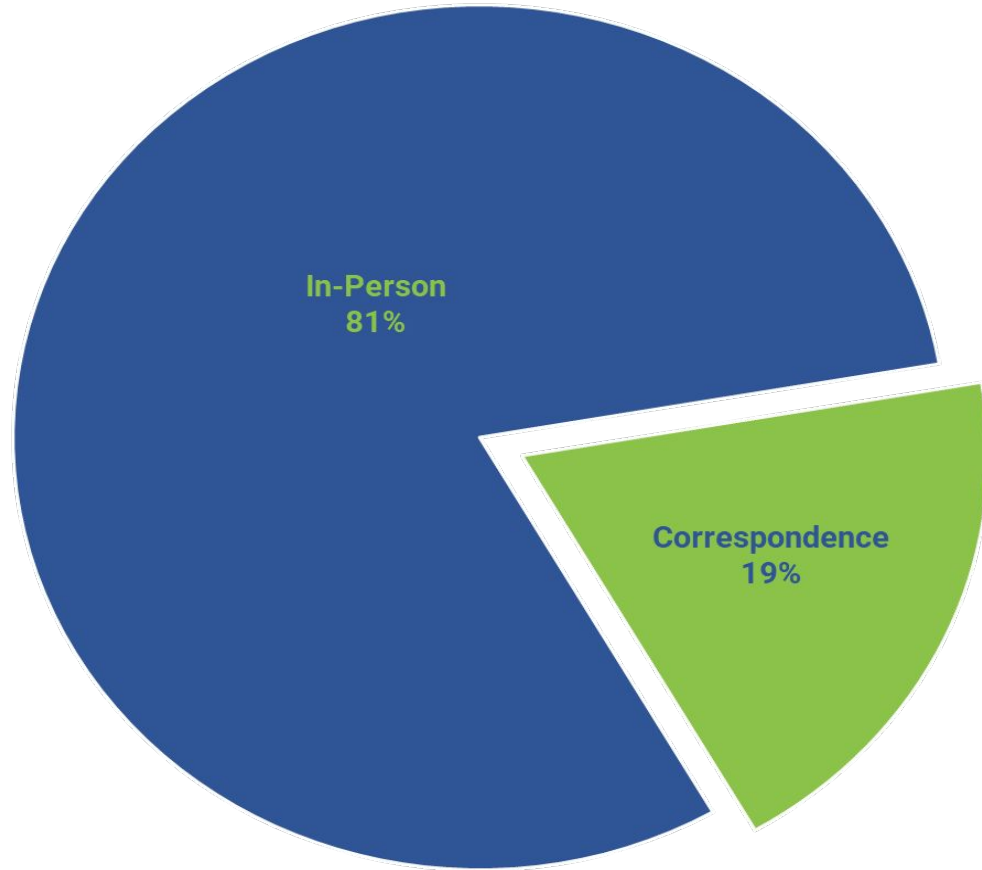
# Enrollment Report: as of 08/25/2025



# Enrollment Report: as of 08/25/2025



# Enrollment Report: as of 08/25/2025



# School Board Goals for the Superintendent



All students have access to multiple choices after high school to include the military AND career options AND technical training AND college..AND it's 100% paid for.



All students reading at grade level by 3rd grade.



Administrators and staff are aligned working together for the achievement of established priorities.



All schools and programs will have consistently high expectations for all students.

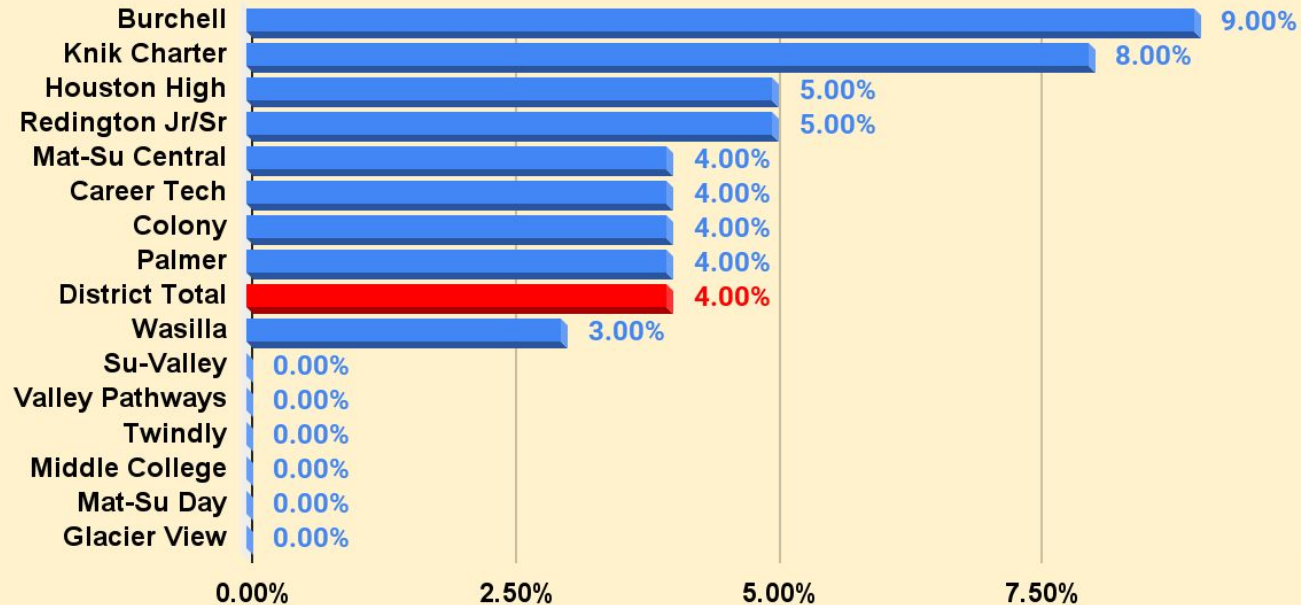


Parents and guardians have tools and resources to be engaged in their students' education.



# % of F and I for 2025 Semester 2

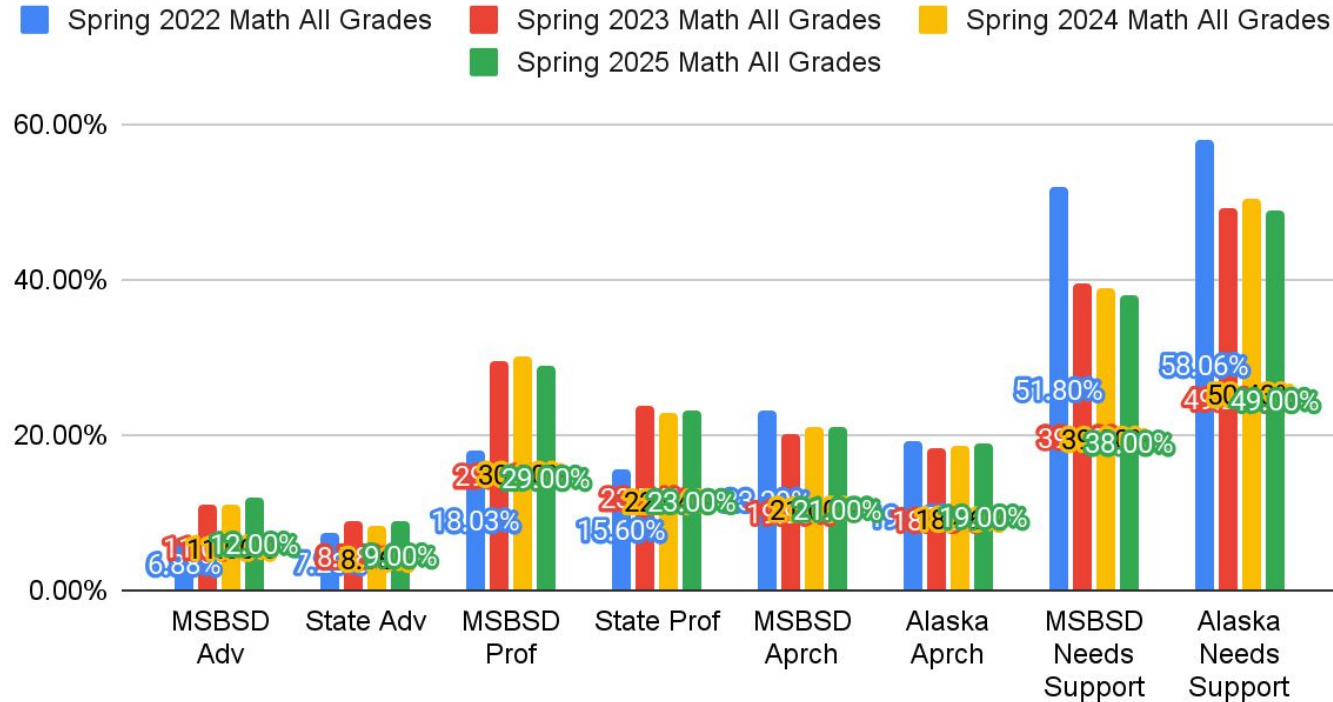
## % of F and I 2025 Semester 2 vs. Schools



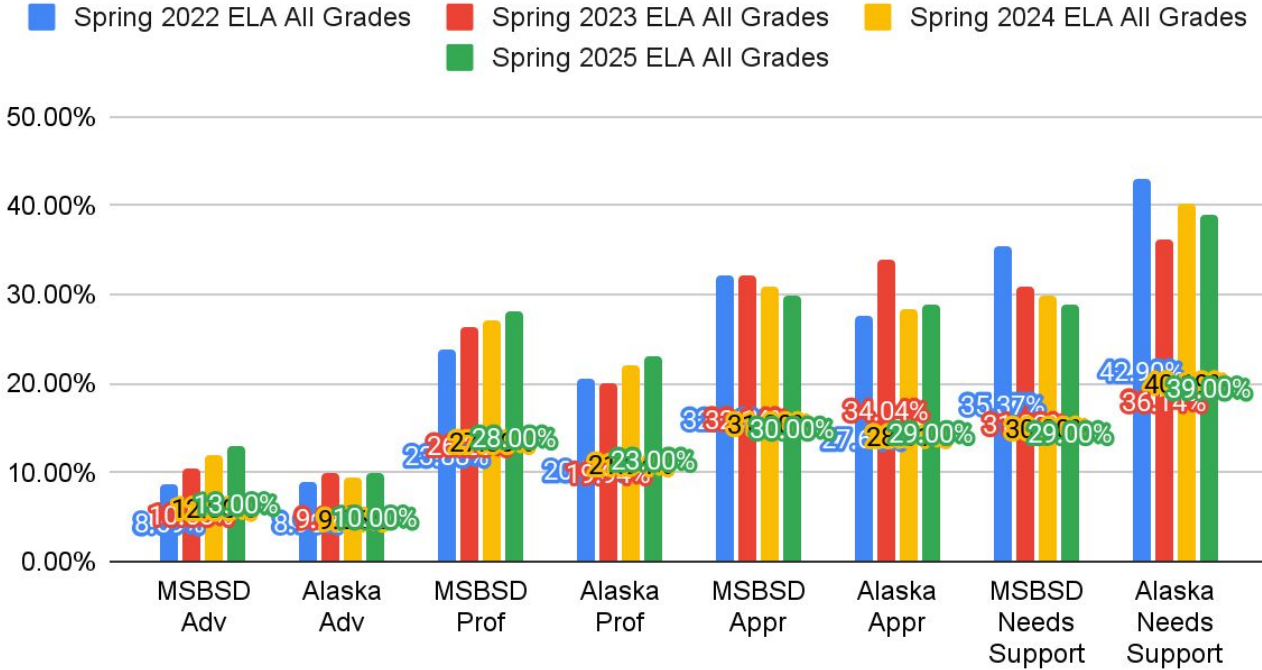
% of F and I 2025 Semester 2



## Math MSBSD and State over Time



## ELA Since 2022 MSBSD v. State



# US NEWS and World Reports: Triangulation of Achievement Data



- How Does US NEWS produce their US High School Ranking?
  - Ranks 17,901 out of about 24,000 the top 75%.
    - College Readiness (30%)
      - Participation 25% of the 30%
      - Achievement 75% of the 30%
    - Curriculum Breadth (10%)
      - Participation 25% of the 10%
      - Achievement 75% of the 10%
    - State Assessment Proficiency (20%)
    - State Assessment Performance (20%)
    - Underserved Student Performance (10%)
    - Graduation Rate (10%)
  - Eight of our schools were ranked in the top 75%. Three were not ranked Mat-Su Central, Burchell, and Valley Pathways.



# US NEWS: How Do MSBSD School Compare to the Nation



School	Percent Rank out of 17,901 Ranked Schools	Percent Rank Compared to all 24,000 Schools
Career Tech	91.8%	94%
Middle College	88.3%	91.3%
Su Valley	78.7%	84%
Colony	76.9%	82.8%
Wasilla	62.3%	71.9%
Palmer	61.6%	71.3%
Redington	37.9%	53.7%
Houston	37.4%	53.3%
District Average of Averages	66.9%	75.3%

# US NEWS: How Do MSBSD School Compare to Alaska

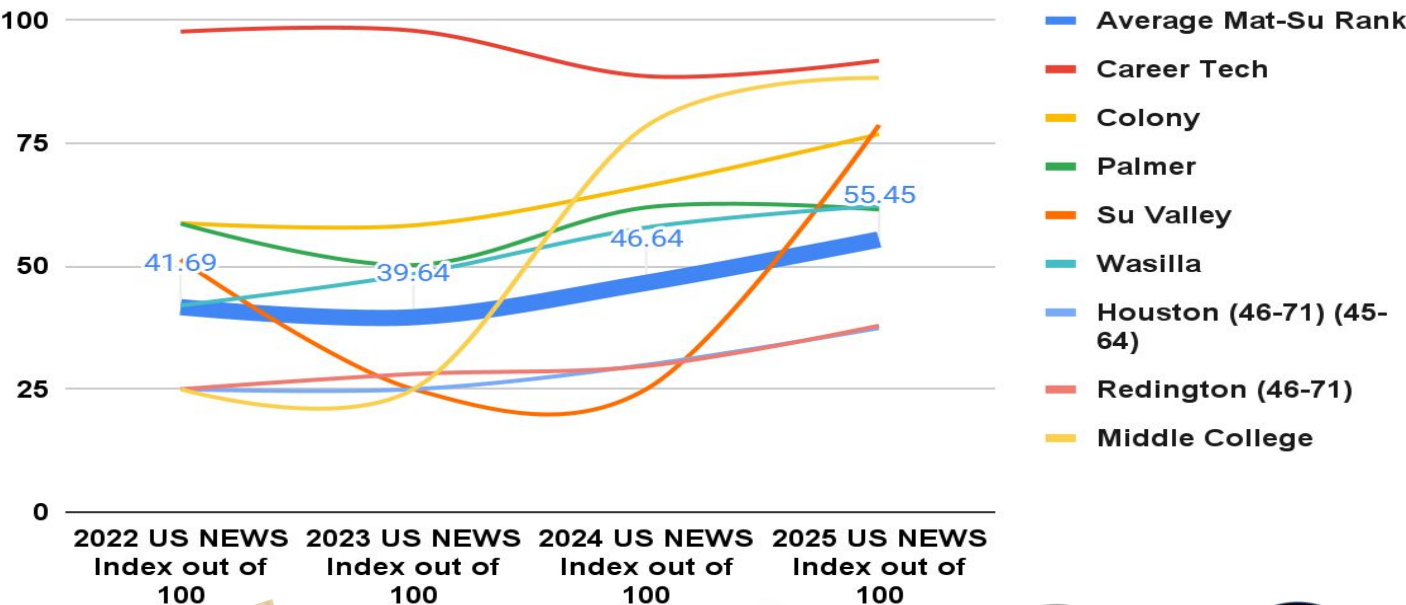


School	Rank out of 66 Ranked Schools in Alaska
Career Tech	2nd
Middle College	4th
Su Valley	10th
Colony	11th
Wasilla	23rd
Palmer	24th
Redington	38th
Houston	39th



# US NEWS: How Do MSBSD School Compare to Alaska

## US NEWS Index by School Over Time





# Alaska Performance Scholarship Curriculum Options



Choose from option A, B, or C (curriculum options apply for *all* APS award levels)

## Curriculum *Option A*

<b>Science</b> 4 credits	1	
	2	
	3	substitution
	4	substitution
<b>Math</b> 4 credits	1	
	2	
	3	
	4	substitution
<b>Language Arts</b> 4 credits	1	
	2	
	3	
	4	substitution
<b>Social Studies</b> 4 credits	1	
	2	
	3	substitution
	4	substitution

## Curriculum *Option B*

<b>Science</b> 3 credits	1	
	2	
	3	substitution
<b>Math</b> 3 credits	1	
	2	
	3	substitution
<b>Language Arts</b> 4 credits	1	
	2	
	3	
	4	substitution
<b>Social Studies</b> 4 credits	1	
	2	
	3	
	4	substitution
<b>Other</b> 2 credits		

## Curriculum *Option C*

<b>Science</b> 3 credits	1	
	2	
	3	substitution
<b>Math</b> 3 credits	1	
	2	
	3	substitution
<b>Language Arts</b> 4 credits	1	
	2	
	3	
	4	substitution
<b>Social Studies</b> 4 credits	1	
	2	
	3	
	4	substitution
<b>Other</b> 2 credits		

FROM THE SAME SUBJECT: *World Language, Alaska Native Language, Fine Arts, Cultural Heritage, or CTE (1 year of which includes 2 semesters of sequentially more rigorous content within a career cluster)*

FROM ANY SUBJECTS: *World Language, Alaska Native Language, Fine Arts, or Cultural Heritage*



# Alaska Performance Scholarship Curriculum Options



## REQUIRED GPA -OR- TEST SCORE

Maximum Award

### LEVEL 1

UP TO **\$7,000** PER YR

☐ **3.5** OR GREATER

-OR-

- ☐ ACT..... **25**  
☐ SAT..... **1210**  
☐ WorkKeys.. **18**  
PLATINUM (no score below 6)

### LEVEL 2

UP TO **\$5,250** PER YR

☐ **3.0** OR GREATER

-OR-

- ☐ ACT..... **23**  
☐ SAT..... **1130**  
☐ WorkKeys.. **15**  
GOLD (no score below 5)

### LEVEL 3

UP TO **\$3,500** PER YR

☐ **2.5** OR GREATER

-OR-

- ☐ ACT..... **21**  
☐ SAT..... **1060**  
☐ WorkKeys.. **12**  
SILVER (no score below 4)

GPA  
-OR-  
Test  
Score



**NOTE:**

Receive a qualifying score from **one** of the following tests: *ACT, SAT, or WorkKeys*

Questions? Visit **aps.alaska.gov**

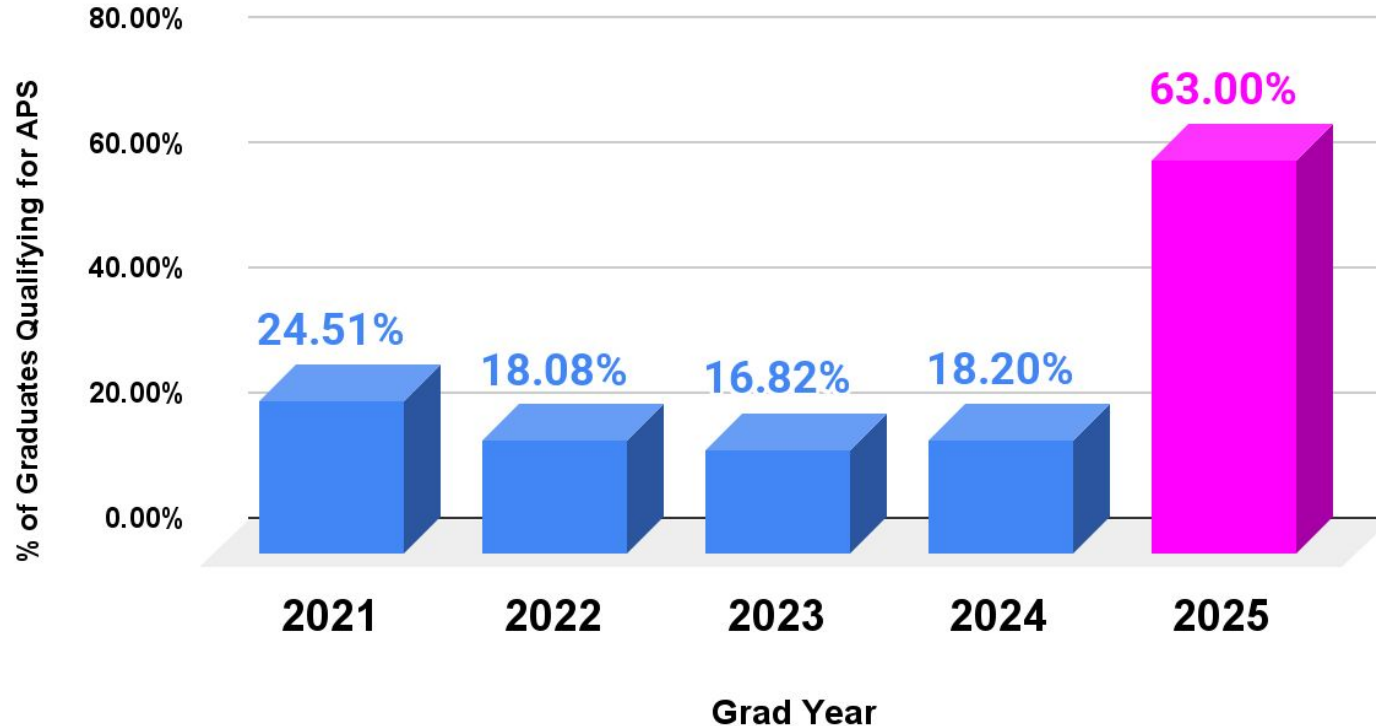
ACPE **APS Checklist** | 800-441-2962 | rev. 8/2024



# Alaska Performance Scholarship Curriculum Options



## % of Graduates Qualifying for APS vs. Grad Year



# Hybrid Learning Enrollment Update

Individual Class Requests = 2084 and Growing



# Good Things: Thursday August 21 - First Day of Kindergarten

