



Safety Starts at Our Core

# Comprehensive Safety Action Plan

Jamie Taylor, P.E.  
Project Manager, Mat-Su Borough  
[jamie.taylor@matsugov.us](mailto:jamie.taylor@matsugov.us)

Tom Adams, P.E.  
Public Works Director, Mat-Su Borough  
[tom.adams@matsugov.us](mailto:tom.adams@matsugov.us)




Available for review on the project website!

[ss4a.matsugov.us](https://ss4a.matsugov.us)

# What the Safety Plan Does

- Provide background on the Safe System Approach
- Analyze crash history and trends
- Sets goals to reduce serious and fatal injury crashes on the road, and a recommended list of policies and practices that MSB, the cities, and MVP can *choose* to implement
- Provides a “toolkit” of safety countermeasures that agencies can use in developing new road projects
- Recommends projects that can help improve safety at select areas
- Serve as a tool to fund projects and planning activities (SS4A grants or other)



# What the Safety Plan Does NOT do

- Serve as a directive or mandate to implement any of the recommended policies, practices or projects
- Change the boundary of the Mat-Su Core Area (study area only)
- Favor one mode of transportation over another – goal is to improve safety for all users
- Limit, or recommend limitations to allowing ATV use where they are legally permitted to operate
- Direct agencies to use any of the countermeasures in the Toolkit
- Set goals related to reducing carbon emissions or combatting climate change



# Plan Highlights

MSB Expanded Core Area Total Crashes 2018-2022

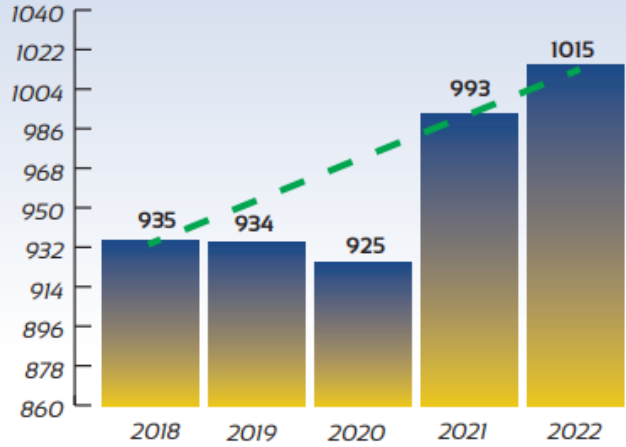
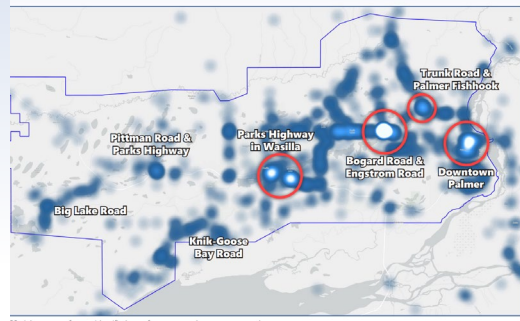


Figure 8. Total crashes by year and growth trend

## Crash Analysis



## Safety Survey Results



## Policy/Practice/Performance Target Recommendations

### Performance Measures and Targets

Table 13: Roadway Performance Measures

Performance Measure	2025 Target	2026 Target	2027 Target	2028 Target	2029 Target
Number of fatal crashes on the roadway (five-year rolling average)	10	10	10	9	9
Number of serious injury crashes on the roadway (five-year rolling average)	29	28	27	26	25
Number of non-motorized fatalities	1	0	0	0	0
Number of non-motorized serious injuries	1	1	0	0	0

## Prioritized Project Recommendations



# Community Feedback

- 912 Survey Responses
- 800+ Virtual Public Workshop Views
- 16 Meetings with MSB Agency Groups
- MSB Transportation Advisory Board Resolution of Support
- 74 Public Comments - final plan adjustments in response include:
  - ✓ Clarify in plan introduction what plan does and does not do
  - ✓ Address ATV space needs in some projects
  - ✓ Additional school recommendations at Shaw Elementary

# Desired Action from MSB Planning Commission

- Review comments and changes proposed for final plan
- Review & Recommend Approval to MSB Assembly for Plan Adoption



- ✓ Assembly Introduction and Public Hearing
- ✓ Plan Adoption
- ✓ Select Projects for SS4A Grant Funding

# Thank you!

To learn more about the planning process and to read the plan, visit our website

[ss4a.matsugov.us](https://ss4a.matsugov.us)

